

Write your name here

Surname

Other names

Centre Number

Candidate Number

Edexcel GCE

Chemistry

Advanced Subsidiary

Unit 3B: Chemistry Laboratory Skills I Alternative

Monday 10 January 2011 – Afternoon

Time: 1 hour 15 minutes

Paper Reference

6CH07/01

Candidates may use a calculator.

Total Marks

Instructions

- Use **black** ink or ball-point pen.
- **Fill in the boxes** at the top of this page with your name, centre number and candidate number.
- Answer **all** questions.
- Answer the questions in the spaces provided – *there may be more space than you need.*

Information

- The total mark for this paper is 50.
- The marks for **each** question are shown in brackets – *use this as a guide as to how much time to spend on each question.*
- You will be assessed on your ability to organise and present information, ideas, descriptions and arguments clearly and logically, including your use of grammar, punctuation and spelling.
- A Periodic Table is printed on the back cover of this paper.

Advice

- Read each question carefully before you start to answer it.
- Keep an eye on the time.
- Try to answer every question.
- Check your answers if you have time at the end.

Turn over ►

N37690A

©2011 Edexcel Limited.

3/3/e2



edexcel 
advancing learning, changing lives

Answer ALL the questions. Write your answers in the spaces provided.

- 1 (a) Compound **X** is a white crystalline solid that dissolves easily in water to form a clear, colourless solution. **X** contains one cation and one anion. Complete the table below.

(5)

	Test	Observation	Inference
(i)	Warm solid X with dilute	A gas was evolved which turned damp red litmus paper blue.	Ammonia is formed so the ammonium ion is present.
(ii)	Add aqueous barium chloride to a solution of X	X contains either sulfite (sulfate(IV)) or or
(iii)	Add dilute hydrochloric acid to the result of test (ii).	A gas was evolved which	Sulfite (sulfate(IV)) confirmed.

- (iv) Describe a further **chemical** test, not involving indicators, that you could use to confirm that ammonia is formed in part (i).

(2)

Test

Result

.....



(b) Compound **Y** is a white solid that contains one cation and one anion. Complete the table below.

(4)

	Test	Observation	Inference
(i)	Flame test	Brick red (yellow-red) flame.	The cation in Y is
(ii)	Gently heat a sample of Y in a test tube, testing any vapours evolved with cobalt chloride paper.	Vapour turned cobalt chloride paper from blue to	Water is produced. Y contains water of crystallization.
(iii)	Heat the sample of Y in the test tube.	Brown gas evolved.	Gas is
(iv)	Continue to heat the sample of Y .	Gas reignited a glowing splint.	Gas is

(v) Identify, by name or formula, the anion in **Y**.

(1)

(vi) Give the formula of **Y** (one mole of **Y** contains one mole of water of crystallization).

(2)

(Total for Question 1 = 14 marks)



- 2 (a) The organic compounds propan-1-ol and propan-2-ol are isomers. Propan-1-ol has the structure $\text{CH}_3\text{CH}_2\text{CH}_2\text{OH}$ and propan-2-ol has the structure $(\text{CH}_3)_2\text{CHOH}$.

Describe a test and its expected result to confirm the presence of the $-\text{OH}$ group in propan-1-ol or propan-2-ol.

(2)

Test

Result

- (b) When propan-1-ol or propan-2-ol is heated to 170°C with concentrated sulfuric acid, propene is formed.

Name the type of reaction that has occurred in the reaction with sulfuric acid.
Describe a test and its positive result to show the presence of the $\text{C}=\text{C}$ bond in propene.

(3)

Type of reaction

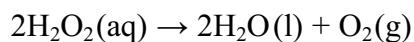
Test

Result

(Total for Question 2 = 5 marks)



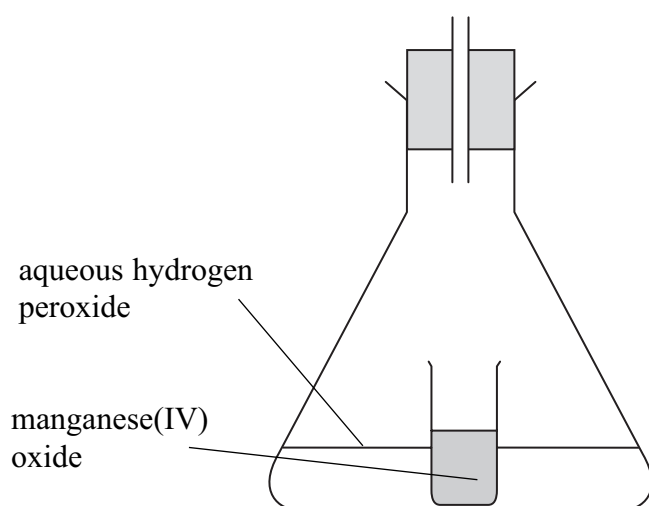
3 Aqueous hydrogen peroxide decomposes according to the following equation.



The decomposition is very slow under normal conditions but it is catalysed by a number of substances. The rate of the reaction using manganese(IV) oxide as the catalyst was investigated by measuring the volume of oxygen produced at various times as the reaction proceeded. Part of the apparatus used for the experiment is shown below. The manganese(IV) oxide was placed in the small glass container which was tipped over to start the reaction and a stop clock was started at the same time.

(a) Complete the diagram to show how the gas was collected **and** its volume measured.

(2)



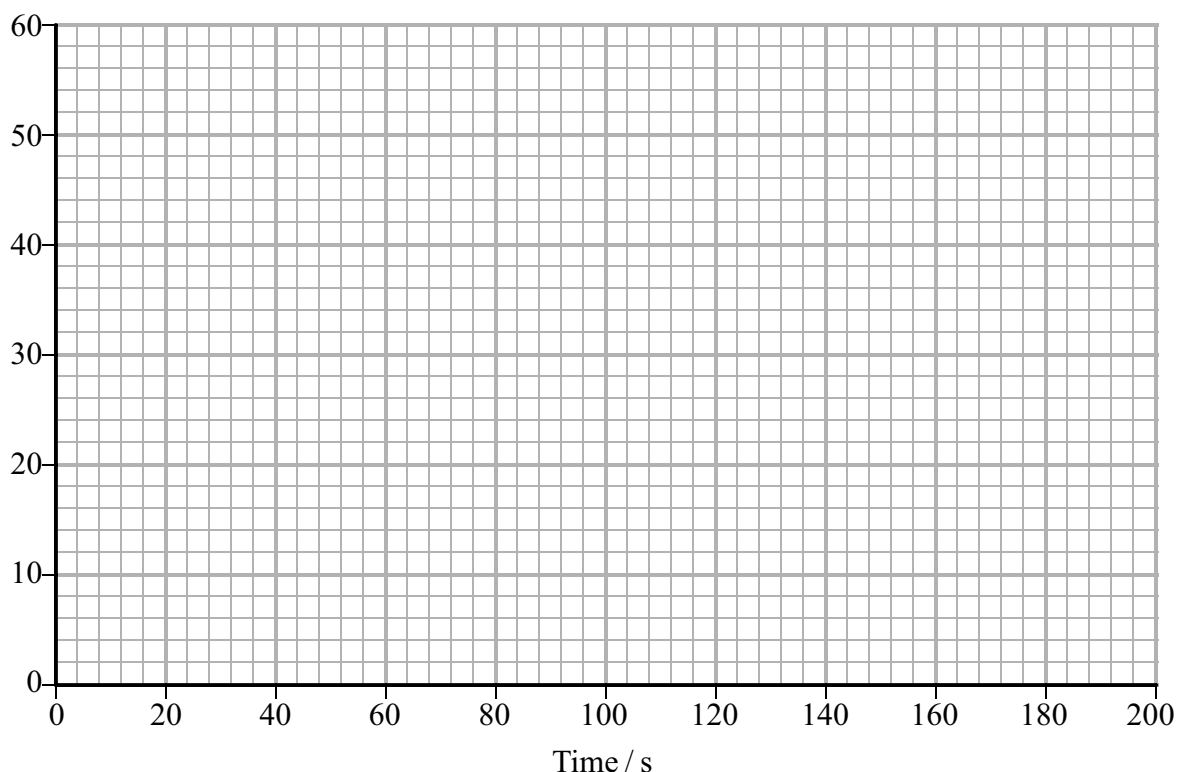
(b) In an experiment using 0.25 g of manganese(IV) oxide granules (small pieces) and 50 cm³ of aqueous hydrogen peroxide of concentration 0.080 mol dm⁻³, the following results were obtained.

Time / s	0.0	20.0	30.0	40.0	60.0	80.0	100	120	150
Volume of O ₂ / cm ³	0	29	36	40	45	46	47	48	48

(i) Plot these results on the grid below and draw a best fit line through the points.

(3)

Volume of
oxygen / cm³



(ii) The rate of reaction may be assumed to be approximately constant up to the first volume measurement (20.0 seconds in this experiment) and is called the initial rate. Use this approximation to calculate the initial rate of this reaction, giving your answer to **two** significant figures and stating the units.

(2)



(iii) In a second experiment, the manganese(IV) oxide granules were replaced by the same mass of the compound as a fine powder. The volume and concentration of the aqueous hydrogen peroxide were kept the same. On the grid in (b)(i), draw the line that you would expect to obtain in this experiment.

(2)

(iv) Explain any similarities in the lines you have drawn on the grid. Use the collision theory of reaction rates to explain any differences between the shapes of the lines.

(3)

.....

.....

.....

.....

.....

.....

(c) Catalysts are not used up during a reaction. Outline an experiment to demonstrate that the manganese(IV) oxide is not used up in the decomposition of hydrogen peroxide (practical details of the experiment are **not** required).

(4)

.....

.....

.....

.....

.....

.....


.....

.....

(Total for Question 3 = 16 marks)



4 Bromoethane may be prepared by reacting ethanol with bromine and red phosphorus.



The steps of the experimental procedure are as follows.

1. Measure 10.0 cm³ of ethanol into a round-bottom flask.
2. Add 1.5 g of red phosphorus to the ethanol.
3. Pre-cool 5 cm³ of liquid bromine in an ice bath, then slowly add it to the mixture of ethanol and red phosphorus, while cooling the flask under running water.
4. Gently reflux the mixture for about 10 minutes.
5. Rearrange the apparatus for distillation, immersing the receiver in ice-cold water and distil until no more bromoethane is formed.
6. Decant as much water as possible and then wash the product with dilute sodium carbonate solution and distilled water, decanting off the aqueous layer each time.
7. Transfer the washed product to a separating funnel and, from this, run off the organic layer into a small distillation flask.
8. Add anhydrous calcium chloride, stopper the flask and allow it to stand until the liquid turns clear.
9. Distil the bromoethane over a suitable temperature range, immersing the receiver in ice-cold water.

Data

Property	Ethanol	Bromoethane
Density / g cm ⁻³	0.789	1.47
Molar mass / g mol ⁻¹	46.0	109
Boiling temperature / °C	78.4	38.4

(a) Suggest the apparatus most suitable for measuring the volume of ethanol to an accuracy of $\pm 0.1 \text{ cm}^3$ (step 1).

(1)

(b) Explain why it is necessary to pre-cool the bromine (step 3).

(1)



(c) Suggest why it is also necessary to cool the mixture while adding the bromine (step 3).

(1)

(d) Draw a labelled diagram of the apparatus that you would use to heat the mixture under reflux (step 4).

(3)

(e) Suggest why, in both the distillations, the receiver is immersed in ice-cold water (steps 5 and 9).

(1)



(f) State the purpose of the following in this procedure:

(i) Washing the product with dilute sodium carbonate solution (step 6). (1)

(ii) Adding anhydrous calcium chloride to the organic layer (step 8). (1)

(g) Suggest a suitable temperature range for the collection of the product in the final distillation (step 9), giving the temperatures in whole numbers. (1)

From

To

(h) (i) Calculate the number of moles of ethanol used in the preparation. (1)

(ii) Given that one mole of ethanol forms one mole of bromoethane, calculate the maximum mass, in grams, of bromoethane that may be prepared using 10 cm³ of ethanol. (1)



(iii) Using the procedure described, a student prepared 13.3 g of bromoethane.
Calculate the percentage yield of bromoethane in this preparation.

(1)

(iv) Suggest why the yield is calculated in relation to the ethanol rather than the bromine.

(1)

(v) Suggest **one** reason, other than volatility of the reactants or products, why the preparation does **not** produce a 100 % yield.

(1)

(Total for Question 4 = 15 marks)

TOTAL FOR PAPER = 50 MARKS



