

1 A factory produces bird food made with sunflower seed, millet and maize.

(a) The amounts of sunflower seed, millet and maize are in the ratio

sunflower seed : millet : maize = 5 : 3 : 1 .

(i) How much millet is there in 15 kg of bird food?

Answer(a)(i) kg [2]

(ii) In a small bag of bird food there is 60 g of sunflower seed.

What is the mass of bird food in a small bag?

Answer(a)(ii) g [2]

(b) Sunflower seeds cost \$204.50 for 30 kg from Jon's farm or €96.40 for 20 kg from Ann's farm.
The exchange rate is \$1 = €0.718.

Which farm has the cheapest price per kilogram?

You must show clearly all your working.

Answer(b) [4]

- (c) Bags are filled with bird food at a rate of 420 grams per second.

How many 20 kg bags can be **completely** filled in 4 hours?

*For
Examiner's
Use*

Answer(c) [3]

- (d) Brian buys bags of bird food from the factory and sells them in his shop for \$15.30 each. He makes 12.5% profit on each bag.

How much does Brian pay for each bag of bird food?

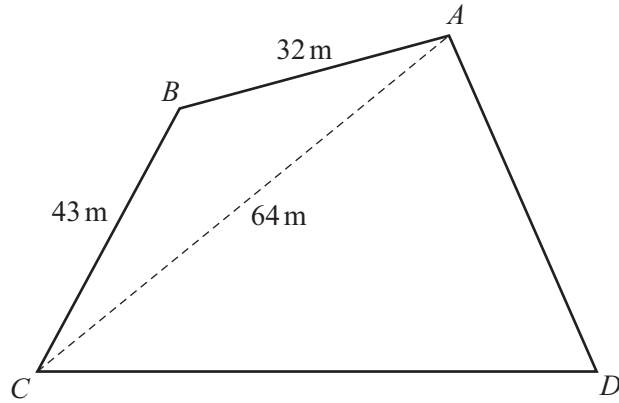
Answer(d) \$ [3]

- (e) Brian orders 600 bags of bird food.

The probability that a bag is damaged is $\frac{1}{50}$.

How many bags would Brian expect to be damaged?

Answer(e) [1]



NOT TO
SCALE

The diagram represents a field in the shape of a quadrilateral $ABCD$.
 $AB = 32$ m, $BC = 43$ m and $AC = 64$ m.

- (a) (i) Show clearly that angle $CAB = 37.0^\circ$ correct to one decimal place.

Answer(a)(i)

[4]

- (ii) Calculate the area of the triangle ABC .

Answer(a)(ii) m² [2]

- (b) $CD = 70$ m and angle $DAC = 55^\circ$.

Calculate the perimeter of the whole field $ABCD$.

Answer(b) m [6]

- 3 (a) (i) Factorise completely the expression $4x^2 - 18x - 10$.

For
Examiner's
Use

Answer(a)(i) [3]

- (ii) Solve $4x^2 - 18x - 10 = 0$.

Answer(a)(ii) $x =$ or $x =$ [1]

- (b) Solve the equation $2x^2 - 7x - 10 = 0$.

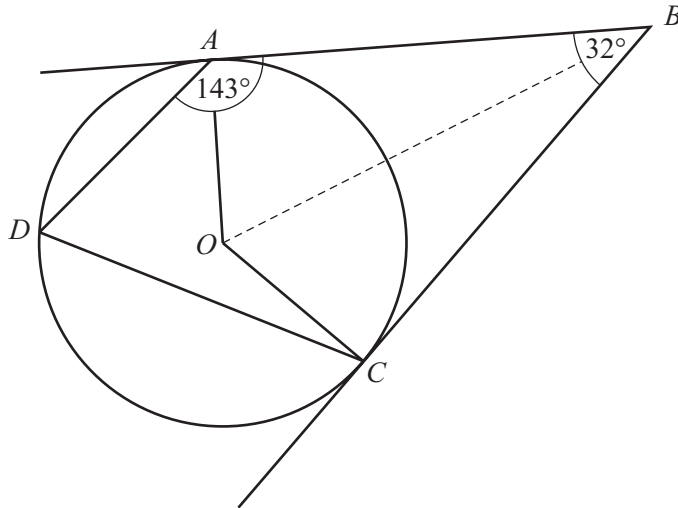
Show all your working and give your answers correct to two decimal places.

Answer(b) $x =$ or $x =$ [4]

- (c) Write $\frac{6}{3x-1} - \frac{2}{x-2}$ as a single fraction in its simplest form.

Answer(c) [3]

4 (a)

NOT TO
SCALEFor
Examiner's
Use

Points A , C and D lie on a circle centre O .
 BA and BC are tangents to the circle.
 Angle $ABC = 32^\circ$ and angle $DAB = 143^\circ$.

(i) Calculate angle AOC in quadrilateral $AOCB$.

Answer(a)(i) Angle $AOC =$ [2]

(ii) Calculate angle ADC .

Answer(a)(ii) Angle $ADC =$ [1]

(iii) Calculate angle OCD .

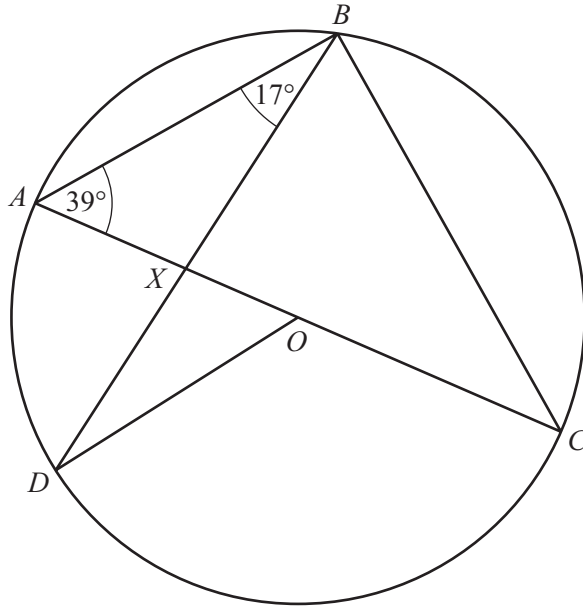
Answer(a)(iii) Angle $OCD =$ [2]

(iv) $OA = 6$ cm.

Calculate the length of AB .

Answer(a)(iv) $AB =$ cm [3]

(b)

NOT TO
SCALE

A, B, C and D are on the circumference of the circle centre O .
 AC is a diameter.
 Angle $CAB = 39^\circ$ and angle $ABD = 17^\circ$.

(i) Calculate angle ACB .

Answer(b)(i) Angle $ACB =$ [2]

(ii) Calculate angle BXC .

Answer(b)(ii) Angle $BXC =$ [2]

(iii) Give the reason why angle DOA is 34° .

Answer(b)(iii) [1]

(iv) Calculate angle BDO .

Answer(b)(iv) Angle $BDO =$ [1]

(v) The radius of the circle is 12 cm. Calculate the length of major arc $ABCD$.

Answer(b)(v) Arc $ABCD =$ cm [3]

For
Examiner's
Use

- 5 (a) A farmer takes a sample of 158 potatoes from his crop. He records the mass of each potato and the results are shown in the table.

Mass (m grams)	Frequency
$0 < m \leq 40$	6
$40 < m \leq 80$	10
$80 < m \leq 120$	28
$120 < m \leq 160$	76
$160 < m \leq 200$	22
$200 < m \leq 240$	16

Calculate an estimate of the mean mass.
Show all your working.

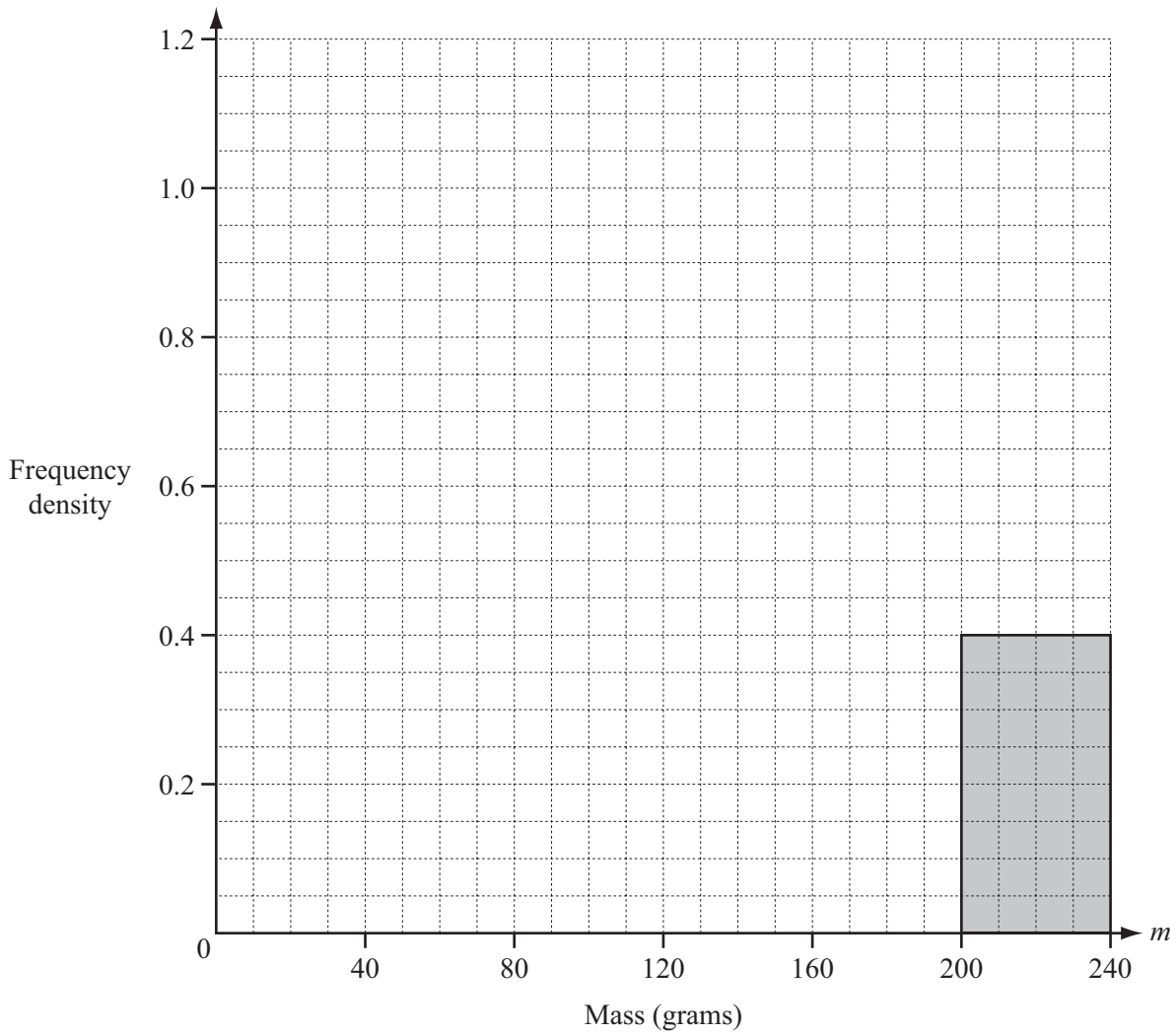
Answer(a) g [4]

- (b) A new frequency table is made from the results shown in the table in **part (a)**.

Mass (m grams)	Frequency
$0 < m \leq 80$	
$80 < m \leq 200$	
$200 < m \leq 240$	16

- (i) Complete the table above. [2]
- (ii) On the grid opposite, complete the histogram to show the information in this new table.

For
Examiner's
Use



- (c) A bag contains 15 potatoes which have a mean mass of 136 g.
The farmer puts 3 potatoes which have a mean mass of 130 g into the bag.

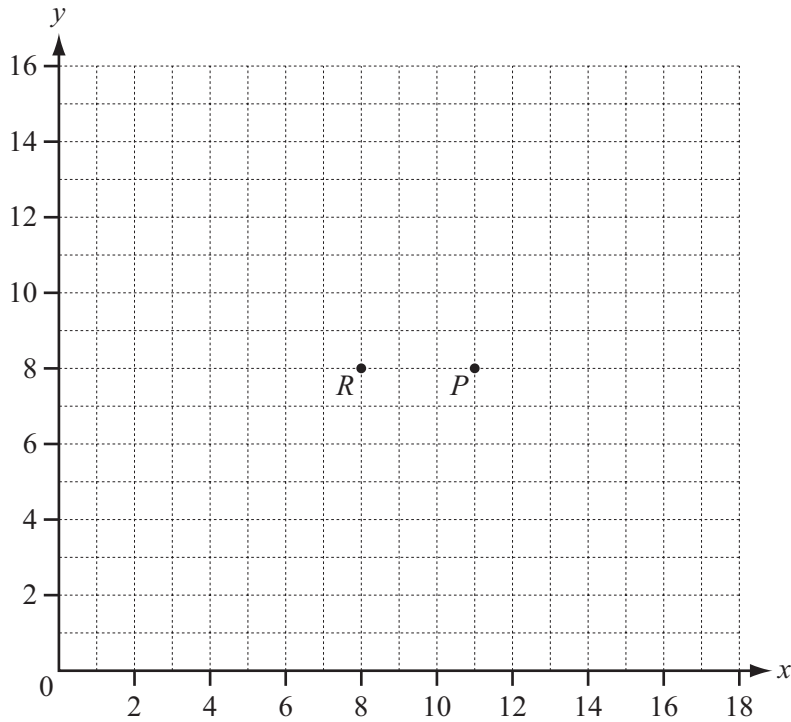
Calculate the mean mass of all the potatoes in the bag.

Answer(c) g [3]

6 (a) Calculate the magnitude of the vector $\begin{pmatrix} 3 \\ -5 \end{pmatrix}$.

Answer(a) [2]

(b)



(i) The points P and R are marked on the grid above.

$\vec{PQ} = \begin{pmatrix} 3 \\ -5 \end{pmatrix}$. Draw the vector \vec{PQ} on the grid above. [1]

(ii) Draw the image of vector \vec{PQ} after rotation by 90° anticlockwise about R . [2]

(c) $\vec{DE} = 2\mathbf{a} + \mathbf{b}$ and $\vec{DC} = 3\mathbf{b} - \mathbf{a}$.

Find \vec{CE} in terms of \mathbf{a} and \mathbf{b} . Write your answer in its simplest form.

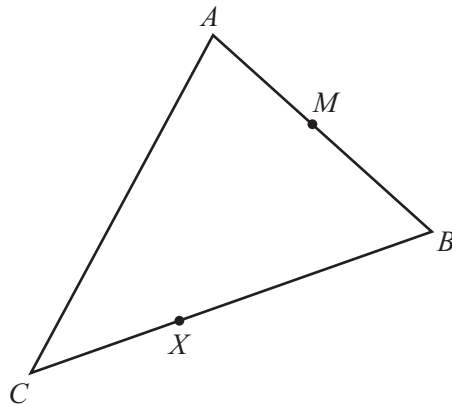
Answer(c) $\vec{CE} =$ [2]

(d) $\vec{OT} = \begin{pmatrix} -2 \\ 5 \end{pmatrix}$ and $\vec{OV} = \begin{pmatrix} 5 \\ -1 \end{pmatrix}$.

Write \vec{TV} as a column vector.

Answer(d) $\vec{TV} = \begin{pmatrix} \\ \end{pmatrix}$ [2]

(e)



NOT TO
SCALE

$\vec{AB} = \mathbf{b}$ and $\vec{AC} = \mathbf{c}$.

(i) Find \vec{CB} in terms of \mathbf{b} and \mathbf{c} .

Answer(e)(i) $\vec{CB} = \dots\dots\dots$ [1]

(ii) X divides CB in the ratio 1 : 3.
 M is the midpoint of AB .

Find \vec{MX} in terms of \mathbf{b} and \mathbf{c} .
Show all your working and write your answer in its simplest form.

Answer(e)(ii) $\vec{MX} = \dots\dots\dots$ [4]

- 7 Jay makes wooden boxes in two sizes. He makes x small boxes and y large boxes.
 He makes at least 5 **small** boxes.
 The greatest number of **large** boxes he can make is 8.
 The greatest total number of boxes is 14.
 The number of **large** boxes is at least half the number of **small** boxes.

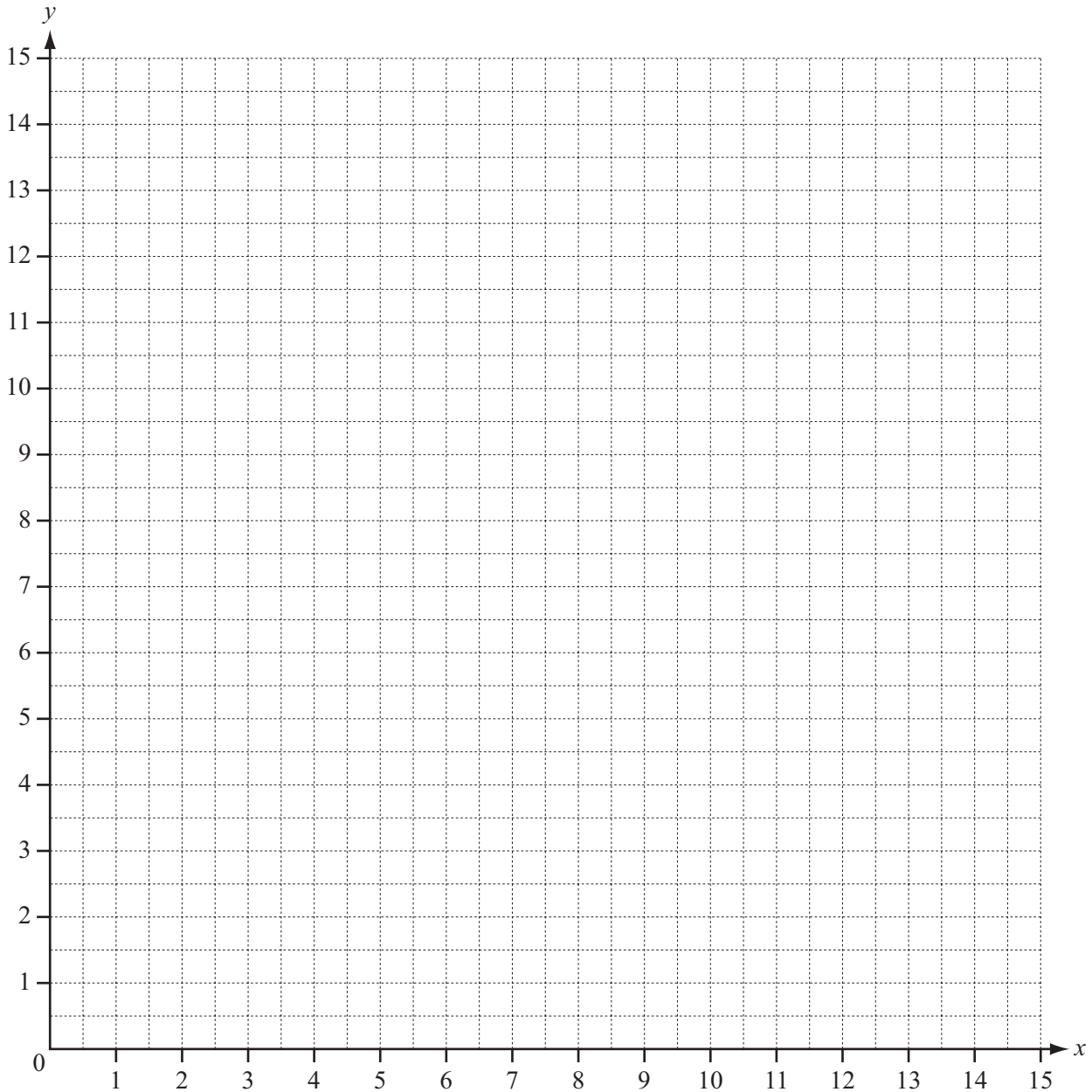
For
Examiner's
Use

- (a) (i) Write down four inequalities in x and y to show this information.

Answer(a)(i)

 [4]

- (ii) Draw four lines on the grid and write the letter R in the region which represents these inequalities.



[5]

(b) The price of the small box is \$20 and the price of the large box is \$45.

(i) What is the greatest amount of money he receives when he sells all the boxes he has made?

Answer(b)(i) \$ [2]

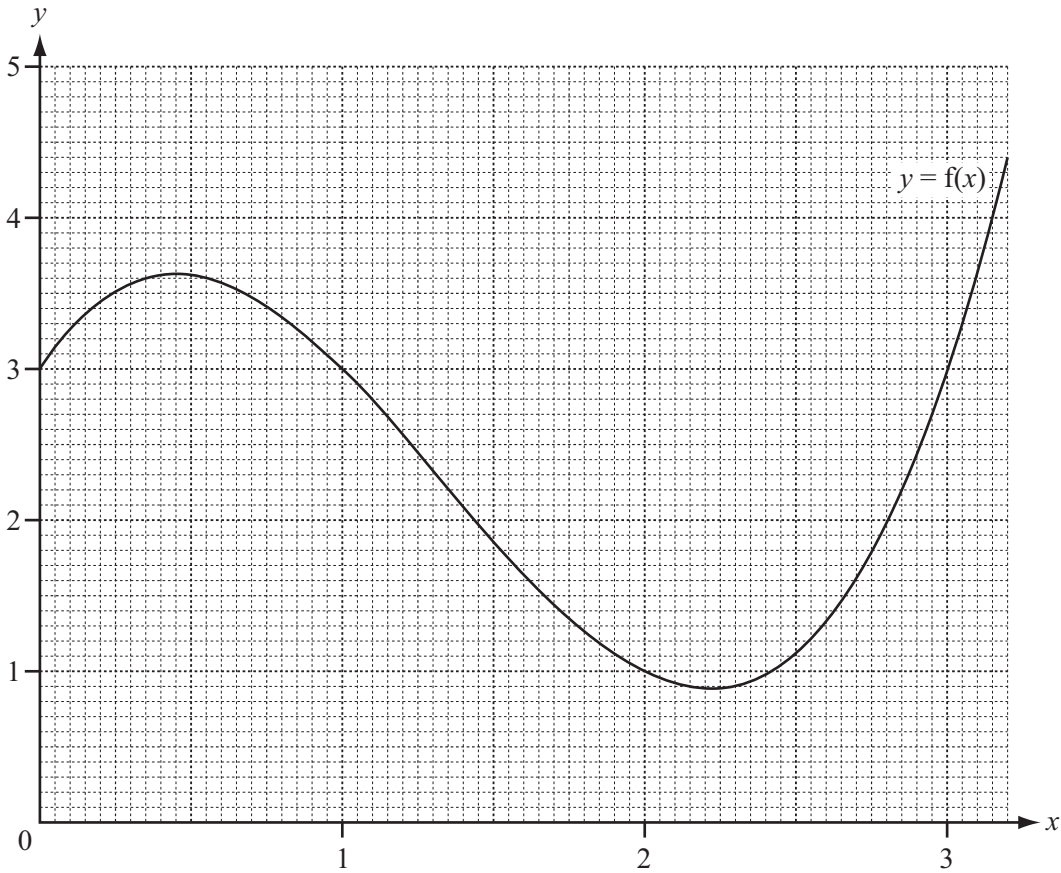
(ii) For this amount of money, how many boxes of each size did he make?

Answer(b)(ii) small boxes and large boxes [1]

*For
Examiner's
Use*

8 The graph of $y = f(x)$ is drawn on the grid for $0 \leq x \leq 3.2$.

For
Examiner's
Use



- (a) (i) Draw the tangent to the curve $y = f(x)$ at $x = 2.5$. [1]
 (ii) Use your tangent to estimate the gradient of the curve at $x = 2.5$.

Answer(a)(ii) [2]

(b) Use the graph to solve $f(x) = 2$, for $0 \leq x \leq 3.2$.

Answer(b) $x =$ or $x =$ [2]

(c) $g(x) = \frac{x}{2} + \frac{2}{x^2} \quad x \neq 0.$

For
Examiner's
Use

- (i) Complete the table for values of $g(x)$, correct to 1 decimal place.

x	0.7	1	1.5	2	2.5	3
$g(x)$			1.6		1.6	1.7

[2]

- (ii) On the grid opposite, draw the graph of $y = g(x)$ for $0.7 \leq x \leq 3$.

[3]

- (iii) Solve $f(x) = g(x)$ for $0.7 \leq x \leq 3$.

Answer(c) (iii) $x = \dots\dots\dots$ or $x = \dots\dots\dots$ or $x = \dots\dots\dots$ [3]

9 (a) $\mathcal{U} = \{25 \text{ students in a class}\}$

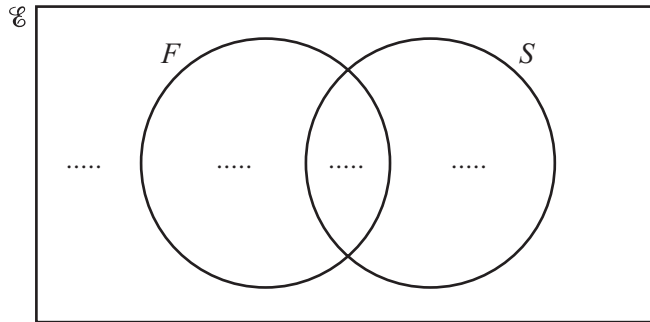
$F = \{\text{students who study French}\}$

$S = \{\text{students who study Spanish}\}$

16 students study French and 18 students study Spanish.

2 students study neither of these.

(i) Complete the Venn diagram to show this information.



(ii) Find $n(F')$.

[2]

Answer(a)(ii)

[1]

(iii) Find $n(F \cap S)'$.

Answer(a)(iii)

[1]

(iv) One student is chosen at random.

Find the probability that this student studies both French and Spanish.

Answer(a)(iv)

[1]

(v) Two students are chosen at random without replacement.

Find the probability that they both study only Spanish.

Answer(a)(v)

[2]

(b) In another class the students all study at least one language from French, German and Spanish.

No student studies all three languages.

The set of students who study German is a proper subset of the set of students who study French.

4 students study both French and German.

12 students study Spanish but not French.

9 students study French but not Spanish.

A total of 16 students study French.

(i) Draw a Venn diagram to represent this information.

*For
Examiner's
Use*

[4]

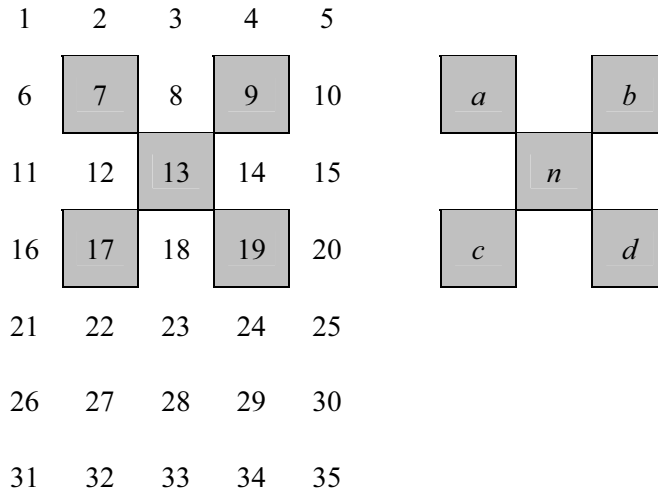
(ii) Find the total number of students in this class.

Answer(b)(ii) [1]

10 Consecutive integers are set out in rows in a grid.

For
Examiner's
Use

(a) This grid has 5 columns.



The shape drawn encloses five numbers 7, 9, 13, 17 and 19. This is the $n = 13$ shape.

In this shape, $a = 7, b = 9, c = 17$ and $d = 19$.

(i) Calculate $bc - ad$ for the $n = 13$ shape.

Answer(a)(i) [1]

(ii) For the 5 column grid, $a = n - 6$.

Write down b, c and d in terms of n for this grid.

Answer(a)(ii) $b =$

$c =$

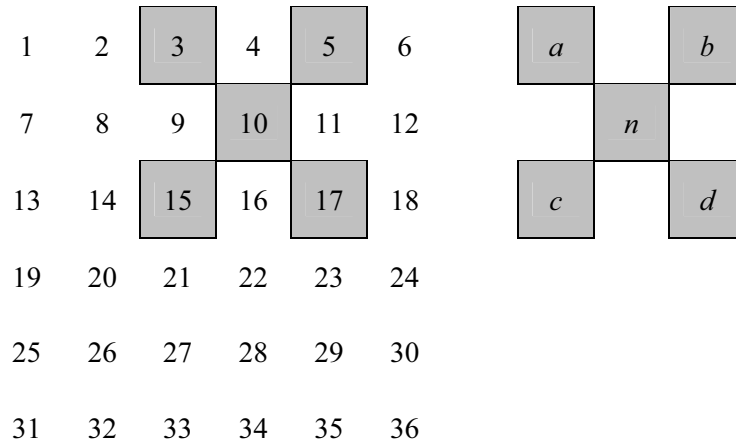
$d =$ [2]

(iii) Write down $bc - ad$ in terms of n .
Show clearly that it simplifies to 20.

Answer(a)(iii)

[2]

(b) This grid has 6 columns. The shape is drawn for $n = 10$.



*For
Examiner's
Use*

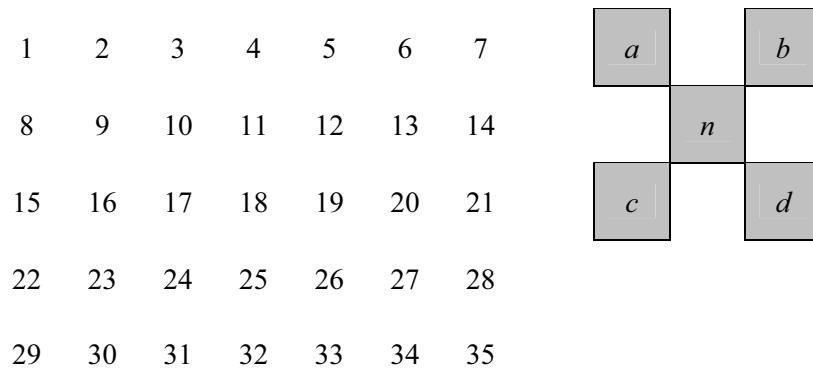
(i) Calculate the value of $bc - ad$ for $n = 10$.

Answer(b)(i) [1]

(ii) Without simplifying, write down $bc - ad$ in terms of n for this grid.

Answer(b)(ii) [2]

(c) This grid has 7 columns.



Show clearly that $bc - ad = 28$ for $n = 17$.

Answer(c)

[1]

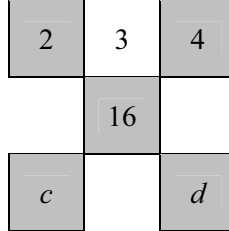
Question 10 continues on the next page.

(d) Write down the value of $bc - ad$ when there are t columns in the grid.

Answer(d) [1]

For
Examiner's
Use

(e) Find the values of c, d and $bc - ad$ for this shape.



Answer (e) $c =$

$d =$

$bc - ad =$ [2]

Permission to reproduce items where third-party owned material protected by copyright is included has been sought and cleared where possible. Every reasonable effort has been made by the publisher (UCLES) to trace copyright holders, but if any items requiring clearance have unwittingly been included, the publisher will be pleased to make amends at the earliest possible opportunity.

University of Cambridge International Examinations is part of the Cambridge Assessment Group. Cambridge Assessment is the brand name of University of Cambridge Local Examinations Syndicate (UCLES), which is itself a department of the University of Cambridge.